

Provincial Outreach
 Program for the Early Years
www.popey.ca


Story Workshop and Bookmaking


Date: April 16, 2025


Time 8:30–2:30

Presenter:
 Megan Zeri

www.popey.ca

 @popeybc

 @POPEYEC



1



Acknowledgement

We acknowledge that our work takes place on the traditional and unceded territories of the Indigenous Peoples of British Columbia, home to 198 distinct Nations. Across Canada, we also recognize the 46 treaties and agreements that reflect ongoing relationships with the land.



We are grateful to the First Nations, Métis, and Inuit Peoples for their care and teachings about the Earth.
 This acknowledgment reminds us of our responsibilities to these relationships and the ancestral lands where we live, work, and learn.


www.popey.ca

 @popeybc

 @POPEYEC



2





Learning Objectives


Strategies, resources and ideas to build Story Workshop and Bookmaking opportunities in your classroom

Story Workshop	Bookmaking
<ul style="list-style-type: none"> ✓ What is story workshop? ✓ Why story workshop? ✓ What can story workshop look like? ✓ Extensions and opportunities ✓ Role of the teacher 	<ul style="list-style-type: none"> ✓ What is bookmaking? ✓ Why bookmaking? ✓ What can bookmaking look like? ✓ Extensions and opportunities ✓ Role of the teacher

www.popey.ca

 @popeybc

 @POPEYEC



3

 What is Story Workshop?




Photo credit: POPEY & Megan Zerk


www.popey.ca
[@popeybc](https://www.instagram.com/popeybc)
[POPEYBC](https://www.facebook.com/POPEYBC)


4

 Why Story Workshop?

“Story Workshop is designed to create conditions for children to think about and make stories from the world they have experienced”


Susan Harris McKay



Story Workshop: New possibilities for young writers

www.popey.ca
[@popeybc](https://www.instagram.com/popeybc)
[POPEYBC](https://www.facebook.com/POPEYBC)


5

 Why Story Workshop?


The sharing of stories

Immersion in the arts

Time for play


A focus on meaning making

Getting Started with Story Workshop

www.popey.ca
[@popeybc](https://www.instagram.com/popeybc)
[POPEYBC](https://www.facebook.com/POPEYBC)


6

Why Story Workshop?



"Every day in a hundred small ways our children ask, 'Do you see me?' 'Do you hear me?' 'Do I matter?' Their behaviour often reflects our response."

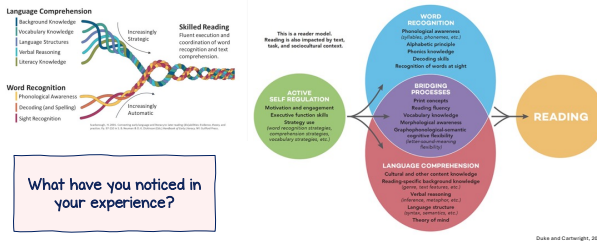
L.R. Knott

- ✓ Honours student voice
- ✓ Inclusive and accessible
- ✓ Practices agency
- ✓ Low prep, high yield routine
- ✓ Responsive to lived experience
- ✓ Nurtures metaphor
- ✓ Contributes to a learning community
- ✓ Children become story creators, not just story consumers
- ✓ Builds meaningful contexts for story writing
- ✓ An effective and equitable assessment tool

www.popecy.ca @popecybc #POPEYBC POPEY

7

Why Story Workshop?



Language Comprehension

- Background knowledge
- Vocabulary knowledge
- Language structures
- Verbal reasoning
- Literacy knowledge

Word Recognition

- Phonological awareness
- Decoding and spelling
- Sight-recognition

Skilled Reading

Fluent execution and coordination of word recognition and text comprehension

ACTIVE SELF-REGULATION

- Motivation and engagement
- Executive function skills
- Strategic use
- Word recognition strategies
- Comprehension strategies
- Vocabulary strategies, etc.

WORD RECOGNITION

- Phonological awareness
- Orthographic knowledge
- Alphabetic principle
- Phonics knowledge
- Fluency skills
- Recognition of words at sight

READING PROCESSES

- Automaticity
- Reading fluency
- Vocabulary knowledge
- Metaphorical and semantic
- Graphophonic and semantic
- Integration of meaning
- Inter-lexical meaning
- Reading

LANGUAGE COMPREHENSION

- Cultural and other content knowledge
- Reading specific language knowledge
- Genre, text structure, etc.
- Verbal reasoning
- Language structure
- Genre, structure, etc.
- Theory of mind

READING

What have you noticed in your experience?

www.popecy.ca @popecybc #POPEYBC POPEY

8

What might it look like?




Photo credit: Megan Zeri

www.popecy.ca @popecybc #POPEYBC POPEY

9



What might it look like?

Some consistent features:

- ✓ A prepared environment
- ✓ Provocations and invitations
- ✓ Building the story
- ✓ Sharing the story
- ✓ Reflecting on the story

Photo credit: Megan Zerk

www.pokey.ca @pokeybc @POPEYEC POPEY

10



Story making is world making

What **three** words do you feel are most important when it comes to supporting your students as **story tellers** and **world makers**?

Equity	Inventiveness	Meaning making	Creativity
Voice	Innovation	Emotional literacy	Generosity
Agency	Problem solving	Compassion	Hope
Empathy	Leadership	Humour	Care
Collaboration	Engagement	Interdependence	Power
Listening	Vision	Perspective taking	Uncertainty
Imagination	Trust	Community	Reading
Inquiry	Play	Connection	Writing
Curiosity	Art	Flexibility	Self-efficacy


What questions do these words inspire you to ask?

Discuss & share your **three** words with your table group

Jacque Anderson

www.pokey.ca @pokeybc @POPEYEC POPEY

11



Play Affordances

Photo credit: Megan Zerk

www.pokey.ca @pokeybc @POPEYEC POPEY

12




What do you need?

- ✓ High and low affordance loose parts
- ✓ Play mats
- ✓ Provocation or Invitations for play
- ✓ Time, space & freedom to play

Photo credit: Jacques Anderson

www.popey.co.uk @popeybc @POPEYEC POPEY

13




Getting started

Photo credit: Megan Zeri

www.popey.co.uk @popeybc @POPEYEC POPEY

14



Loose parts as provocations

When children interact with loose parts, they enter a world of "what if" that promotes the type of thinking that leads to problem solving and theoretical reasoning. Loose parts enhance children's ability to think imaginatively and see solutions, and they bring a sense of adventure and excitement to children's play.

—Daly & Beloglovsky in Loose Parts: Inspiring Play in Young Children

Loose Parts: Inspiring Play in Young Children

www.popey.co.uk @popeybc @POPEYEC POPEY

15

 How story workshop unfolds




Photo credit: Megan Zeri

www.poey.ca
[@poeybc](https://www.instagram.com/poeybc)
[@POPEYBC](https://www.facebook.com/poeybc)


16

 Extensions

Story Grammar Marker (SGM)™



Each of the symbols in the visual represent a story grammar element.

The **Character** icon represents a person, animal, or other being.

The **Star** was chosen as the icon for the **Setting**. The star is a good center for a semantic map or web.

The **Shoe** represents the **Initiating Event** because it is the "kick-off" of the story.

The **Heart** represents the **"Feelings"** a Character has in response to the initiating event.

The **Plan** is represented by a **Hand**.

Each of the beads represents a sequence or lists of actions.


The **direct consequence** of the story is represented by a **bow** because it ties the story together.

The **Resolution** of the story is how the character feels about the Direct Consequence. It may include a moral or a lesson learned. It is represented by three small hearts.

Story Grammar Marker

www.poey.ca
[@poeybc](https://www.instagram.com/poeybc)
[@POPEYBC](https://www.facebook.com/poeybc)


17

 Curriculum Connections


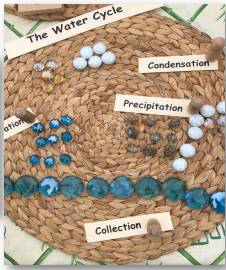




Photo credit: Megan Zeri

www.poey.ca
[@poeybc](https://www.instagram.com/poeybc)
[@POPEYBC](https://www.facebook.com/poeybc)


18

Bookmaking!



Beware of deferring opportunities
for working with complexity until
later.
Marie Clay

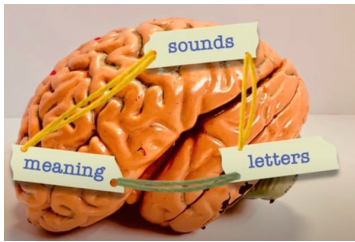
www.pokey.ca @pokeybc @POPEYEC POPEY

19

Why Bookmaking?

The Reading Brain

Children need multiple opportunities to establish the neuropathways that connect the parts of the brain, and **form new pathways, or shortcuts, with consolidation.**



The Reading Brain: How We Learn to Read

www.pokey.ca @pokeybc @POPEYEC POPEY

20

Authentic Practice

This is where phonemic awareness, your phonics program and your writing instruction marry up and hit the road!

About Conventions:

"Nobody said 'Wow, I loved that book—it had great conventions! But they are more likely to love the book because it has conventions.'"

Matt Glover

How to become a better writing teacher


www.pokey.ca @pokeybc @POPEYEC POPEY

21

Why Bookmaking?

Bookmaking can:

- ❖ build resilience
 - ❖ overcoming fear of the blank page
 - ❖ build stamina
 - ❖ process over product
- ❖ build identity
 - ❖ My voice
 - ❖ My passions
 - ❖ My thinking




Jacqui Anderson www.pokey.ca @pokeybc @POPEYEC POPEY

22

What we know about writing development

Kids need:

- **Explicit and sequenced instruction** that helps them progress along a learning continuum
- **Critical feedback** that guides them towards next steps
- **Extensive opportunities** to write on topics they **care** about




[How to become a better writing teacher](#) www.pokey.ca @pokeybc @POPEYEC POPEY

23

Why this model?


Ideas that resonate....

- Children have stories to tell
- It's important to build on children's compositional thinking
- Children need to be taught to read like a writer
- Importance of nudges vs. pushes
- There's a difference between teaching and correcting and teaching and immersing
- The importance of choice
- Honoring approximations



[How to become a better writing teacher](#) www.pokey.ca @pokeybc @POPEYEC POPEY

24



Guiding Principles

Relationships: *knowing students as people, and knowing them as writers*

Engagement: *choice and engagement, authentic audiences*

Authenticity: *doers of the "whole" behaviour*

Knowledge Base: *teachers need to have extensive knowledge about writing*

Curricular Decision-making: *teachers know their students best*

Mentor Authors: *study what experienced writers do*


Differentiated Instruction: *using conferences to consider varied needs*

Starting with Strengths: *determining what they can already do*

Nudging: *zone of proximal development*

Explicit Teaching: *a writing teachers responsibility is to teach*

Independence: *helping students learn to write without the teacher*

www.pokey.ca
[@pokeybc](https://twitter.com/pokeybc)
[@POPEYEC](https://www.youtube.com/channel/UCPOPEYEC)


25




“

AS A CLASSROOM COMMUNITY,
our capacity to generate excitement is deeply affected by our interest in one another, in hearing one another's voices, in recognizing one another's presence.

—BELL HOOKS



26





Pause & Reflect

Alignment diagnostic:
time to do some thinking....


1.1 Alignment Diagnostic

Principle	Diagnostic Questions	I've got this already	I need to work on this
Students learn about writing best when they feel known by their teachers and feel connected to them. (Chapter 2)	Do you know about each of your students' multiple identities and interests?		
	Do you know all of your students, the more social ones and the ones who are quieter?		
	Can you talk specifically about each of your students as writers?		
	Are you able to consistently see your students' strengths as writers, instead of focusing on what they "can't do"?		



www.pokey.ca
[@pokeybc](https://twitter.com/pokeybc)
[@POPEYEC](https://www.youtube.com/channel/UCPOPEYEC)


27

 **Getting Started: Early Primary**





A possible progression:

Session 1: samples of genre: memoir, number books, information books, wordless books, teacher writing, etc. (*Immersion*)


- Choice of genre, choice of paper
- What will you be doing? Co-create criteria
- Reflection and share: what is your book about? What might you add/change next time?

Session 2: author moves: details and elaborations (*reading like a writer*)

- What do mentor authors do? Teacher samples and picture books
- Think about your book: how could you use some of these moves?
- Co-create criteria for books.
- Reflection: what did you change, add? How is it going?

Jacqui Anderson  www.popey.co.uk  @popeybc  @POPEYEC  POPEY

28





 **Getting Started: Early Primary**

Session 3: mentor texts and conventions: particular conventions


- High frequency words and letters/sounds (*this is what phonics is for!*)
- Punctuation
- Reflection: what did you do to make your writing/book better today?

Session 4: revisit criteria for books: features of books (*writing like a reader*)

- How do you know your book is finished?
- Conventions: check your words...what do you know about sounds/letters? What could help you in the classroom?
- Reflection: who helped you or what did you do to make your writing better today?

Jacqui Anderson  www.popey.co.uk  @popeybc  @POPEYEC  POPEY

29





 **Getting Started: Early Primary**

Session 5: what will you do next? Brainstorming new ideas


- Could introduce a new genre?

Session 6: *Ralph Tells a Story*; Now that you know about making books, what advice would you give kids just starting? How many different titles do we have in the class? Celebration!



Ralph Tells a Story—Abby Hanlon  www.popey.co.uk  @popeybc  @POPEYEC  POPEY

30



Getting Started: Late Primary


a sample progression

Week 1: samples of genre: memoir, information books, teacher writing, etc. (*Immersion*)

- Choice of genre, choice of paper: **purpose, audience, passions**
- What will you be doing? Co-create criteria
- Reflection and share: what is your book about? **What genre did you choose and why?**


Week 2: author moves: details and elaborations (*reading like a writer*)

- what do mentor authors do? Teacher samples and picture books. How could you use some of these moves?
- Co-create criteria for books. Introduce graphic organizers.**
- Reflection: what did you change, add? How is it going?



Jacqui Anderson www.pokey.ca @pokeybc @POPEYEC POPEY

31



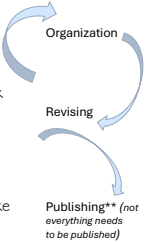
Getting Started: Late Primary

Session 3: mentor texts and conventions

- Particular conventions your students need:
 - High frequency words and content vocabulary
 - Punctuation
- Reflection: what did you do to make your writing/book better today?


Session 4: revisit criteria for books: features of books (*writing like a reader*)

- How do you know your book is finished?
- Reflection: who helped you or what did you do to make your writing better today?




Jacqui Anderson www.pokey.ca @pokeybc @POPEYEC POPEY

32



Getting Started: Late Primary

- Session 5: what will you do next? Brainstorming new ideas
 - Could introduce a new genre?
- Session 6: Abdul's Story. Now that you know about making books, what advice would you give kids just starting? How many different titles do we have in the class? Celebration!!



Abdul's Story www.pokey.ca @pokeybc @POPEYEC POPEY

33

Review

A community of writers share 'Writer Moves'

- ✓ Reading books; creating a library of friends
- ✓ Knit together the literacy program of 'this classroom'
- ✓ Conversation: noticing and naming
- ✓ Mini lessons: AFL
 - ✓ Teacher pivots as children make discoveries
- ✓ Anchor charts: created organically
 - ✓ Community specific
- ✓ "The whole game"

Jacqui Anderson www.pokey.ca @pokeybc @POPEYEC POPEY

34

Extra Notes

- Not everything needs to be published
- Mini-lessons: teacher leads
- Writing continuum
- Immersion, immersion, immersion:
 - learning from mentors
 - Noticing and naming
- Conferencing--responsive to student (principles of writing instruction)
 - How? When? What?
- Peer Feedback--community of writers

"Getting to know your students as writers and as people is one of the most important things you can do as a writing teacher."
Matt Glover

How can you see this pedagogy crossing curriculum lines?

www.pokey.ca @pokeybc @POPEYEC POPEY

35

Resources

Online resources

- [Teaching Preschool Parents: Getting Started with Story Workshops](#)
- [Models of Reading](#)
- [Story Grammar Model](#)
- [Project Zero: Thinking with Materials](#)
- [Learning in the Primary Years](#)
- [A Closer Look at the Five Essential Components of Effective Reading Instruction](#)
- [Thinking with Materials Resources SHPS \(Central Question\)](#)
- [Teaching Elementary Students to Be Effective Writers](#)

Videos

- [Kindergarten Story Workshop](#)
- [Learn72](#)
- [The Reading Brain: How We Learn to Read](#)

Books

- *Becoming a Better Writing Teacher*: Carl Anderson & Matt Glover
- *The Culture of Education*: Jerome Bruner
- *Loose Parts: Inspiring Play in Young Children*: Doly & Beagovsky
- *Story Making*: Michelle Kay Compton & Robin Orsapple Thompson
- *Ralph Tells a Story*: Abby Hanlon
- *Engaging Literate Minds: Developing Children's Social, Emotional and Intellectual Lives, K-5*: Peter Johnston, Kathy Charney, Andrea Hartwig, Sarah Helmer, Merry Kanar, Tara Krueger, Laurie McCarthy
- *Story Workshop: New Possibilities for Young Writers*: Susan Harris MacKay
- *Power of Imagination*: Kath Murdoch
- *What's Next for This Beginning Writer?*: Junne Red, Betty Schultze, Uli Weisberg
- *Abdu's Story*: Jamilah Thompson-Bagelow
- *Embark: One Glorious Meditation*: Richard Waggoner
- *In Pictures and In Words*: Katie Wood Ray
- *The Writing Book*: The Literacy Place

www.pokey.ca @pokeybc @POPEYEC POPEY

36



37
